



SEATCRAFT

RIALTO

WITH MANUAL RECLINE

Home Theater Seating

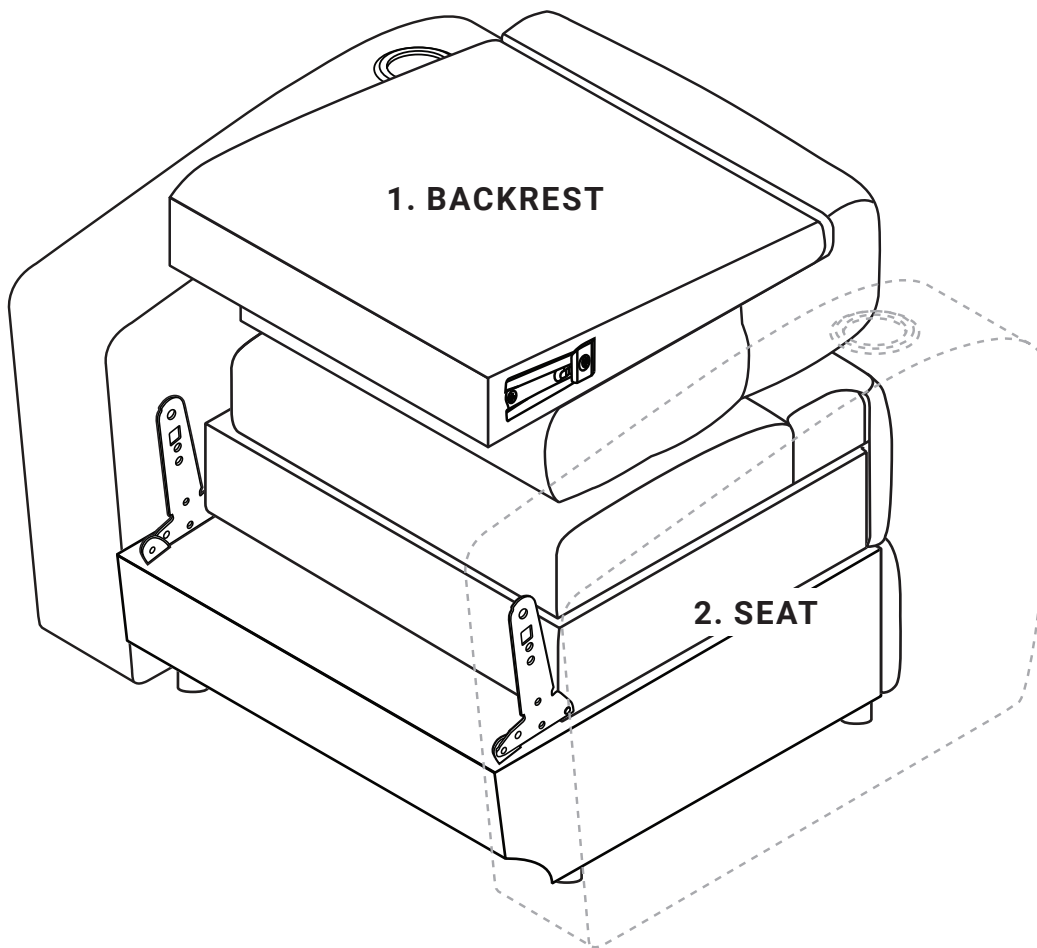
ASSEMBLY & GENERAL USE GUIDE

Table of Contents

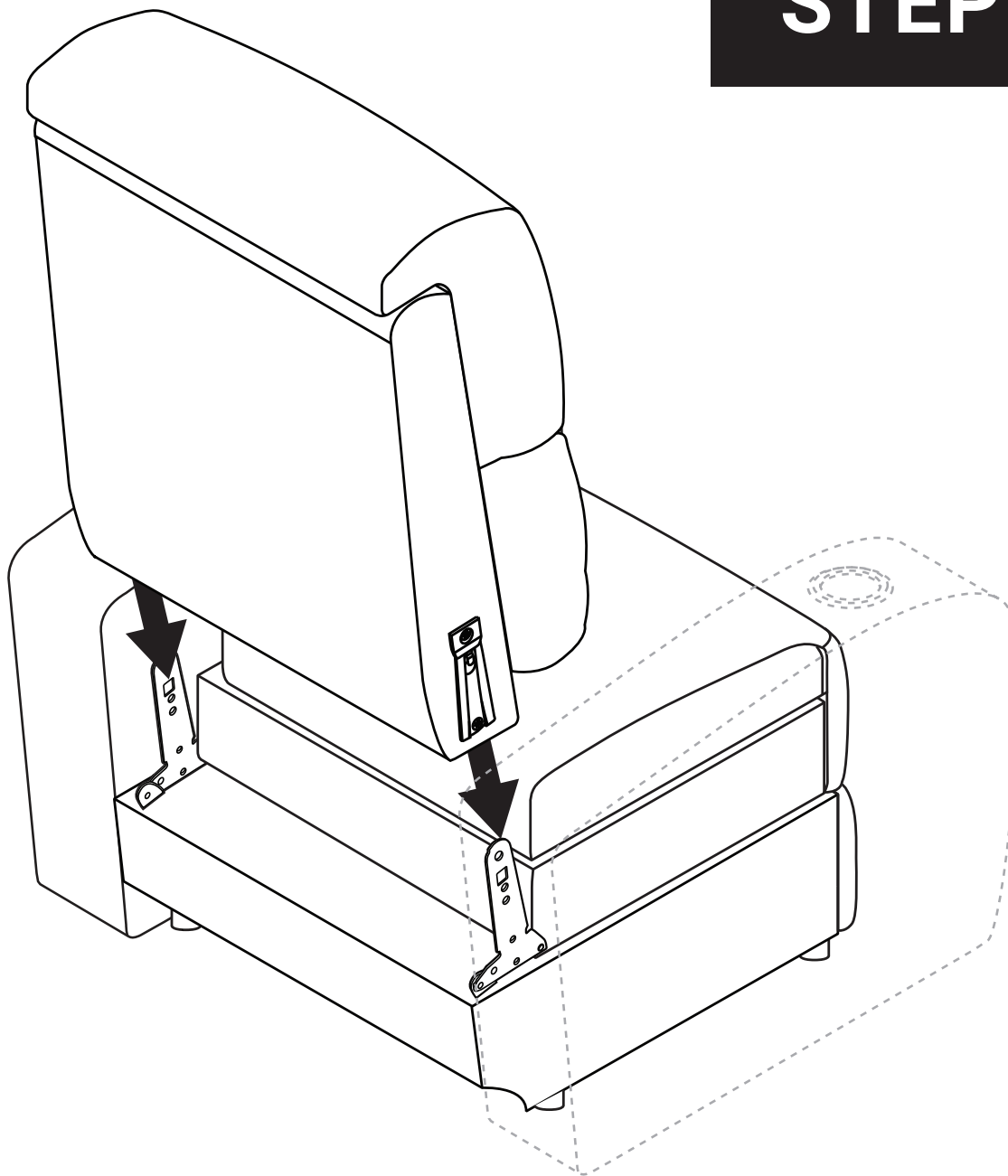
What's Inside the Box	2
Step 1: Attach the Backrest to the Seat Base	3
Using the Manual Recline	4
Troubleshooting Guide	5
Seat Part List	6
Proposition 65 Information	7
Important Safety Information	8
Warranty Info & Contact Information	9

What's Inside the Box

- 1. BACKREST**
- 2. SEAT**



STEP 1

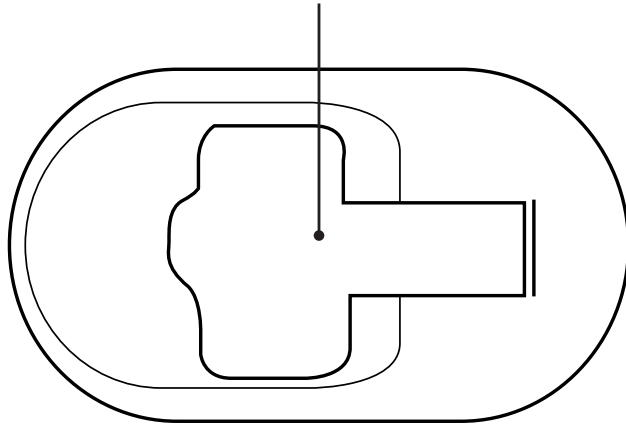


Attach the Backrest to the Seat Base

Slide the Backrest Female Brackets onto the Backrest Male Brackets.
Push until you hear a click on both sides. This will indicate that the backrest is secured.

Using the Manual Recline

1. MANUAL RECLINE

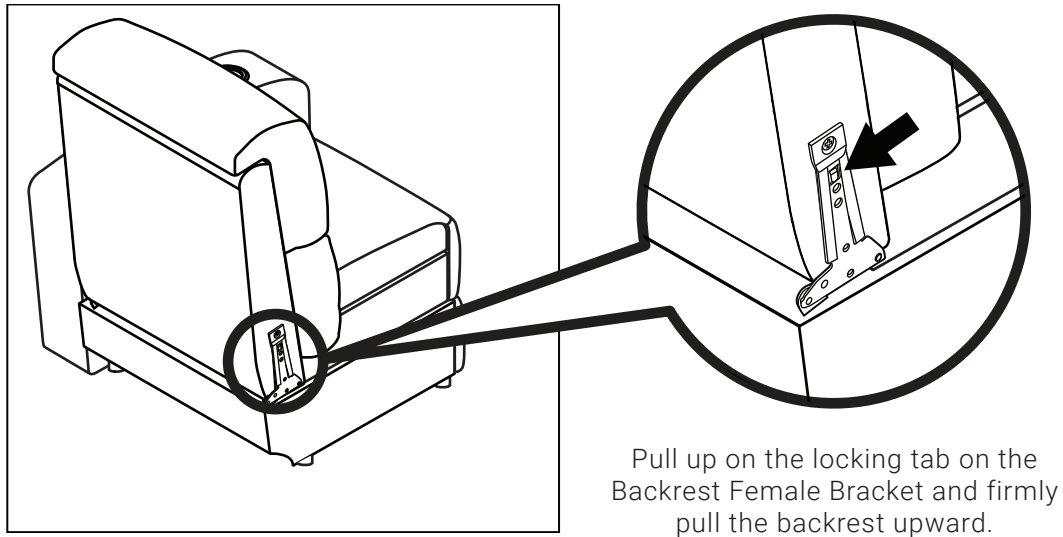


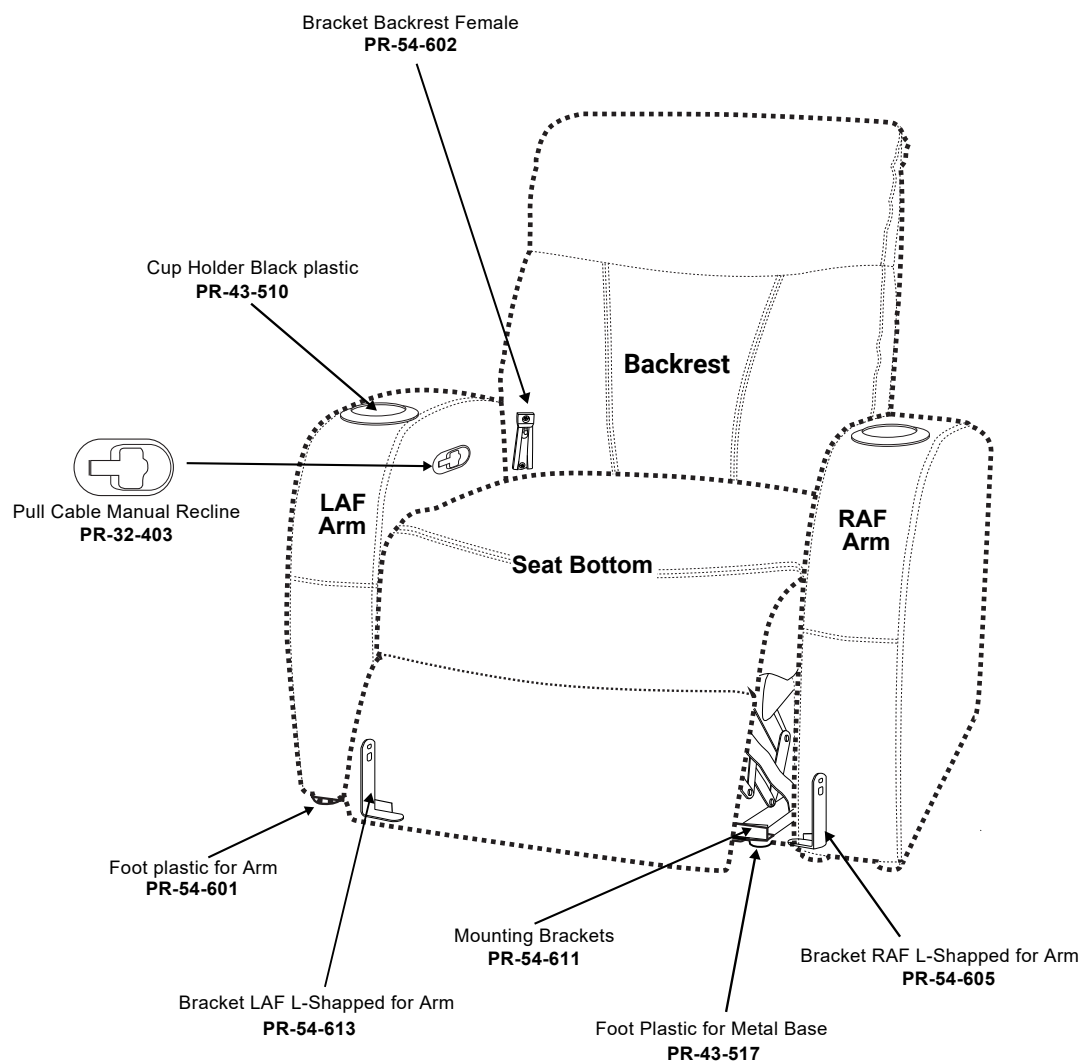
- 1. MANUAL RECLINE**
Pull to release the manual recline.

Troubleshooting Guide

Q. **How do I remove the backrest from the seat base?**

A. **The Backrest Female Bracket has a locking tab.**





Mechanism for Recline Manual

PR-65-722

Proposition 65 Information

Q. What is Proposition 65?

A. You might have seen Proposition 65 warning labels at hotels, banks, restaurants, and even at theme parks. Proposition 65 is a California law that requires warning labels on products that may contain one of more than 800-plus chemicals or ingredients that the California Office of Environmental Health Hazard Assessment (OEHHA) has deemed to cause cancer or other reproductive toxicity. Chemicals and elements on this list include saw dust, brass, and other everyday substances, which can be found in very common household items, such as lamps, tableware, jewelry, crystal glasses, electric cords, beauty products, automobiles, and furniture.

Q. Why did I find a Proposition 65 warning on my furniture product?

A. This warning label is very common and can be found on almost every piece of furniture sold in the state of California. By law the state of California requires that we include a Proposition 65 warning on all of our products.

Important Safety Instructions

DANGER

TO REDUCE THE RISK OF SERIOUS INJURY OR DEATH:

- To prevent suffocation, keep plastic bags away from children.

WARNING

TO REDUCE THE RISK OF BURNS, FIRE, OR SERIOUS INJURY.

- This product is intended for indoor residential use only.
- This product is not intended for use as a healthcare device.
- Do not operate the unit until the back installed and locked.
- Only the occupant should operate the unit. Never attempt to open the leg rest by pulling on it.
- Sit down in the unit slowly. To avoid tip over, do not throw your weight against the back of the unit. Move the unit into or out of the reclining position slowly, making sure that no children or pets are in close proximity.
- This product has many moving parts, serious injury can occur if not used properly. Keep hands, fingers and body parts away from the mechanism. To reduce the risk of head entrapment and other injuries, keep children and pets away from the openings and moving parts in and around furniture.
- Do not stand, sit or place extra weight on the arms, back or open leg rest.
- Closely supervise children and disabled persons using this product.
- To safely exit the unit and prevent a tripping hazard bring the back upright and close the leg rest.
- Do not use this product if it is damaged. Do not use attachments or substitute parts.
- Provide a clear path for operation of the chair, back, and leg rest. Place tables and area rugs at a distance to allow the leg rest to fully extend without rubbing or interference.
- Always keep open flame and lit cigarettes away from upholstered furniture. Upholstered furniture may burn rapidly with toxic gas and thick smoke.
- Use care when moving the product. Before lifting the product, secure the mechanism to prevent unexpected opening or movement. Never move the product by the mechanism, leg rest, handle, reclining back or swivel base. Disconnect modular units. Securely grip non-moving parts only.
- Do not use Seatcraft furniture in a recreational vehicle (or other moving vehicles) while the vehicle is in motion. This furniture is not intended to protect an occupant in an accident. Safely secure the furniture while the vehicle is in motion to prevent injury or damages from any sudden stop.

Warranty Information

Seatcraft is proud of its high standards of quality and workmanship that go into our products. The customer is protected by the following Limited Warranty, which applies to seats under normal indoor residential use. This warranty does not apply to seats used for commercial, institutional, or other non-residential uses.

ONE YEAR LIMITED WARRANTY: Seatcraft provides (1) one year comprehensive coverage for all components such as materials, foam and frame parts, and mechanisms including motorized parts from defective materials or workmanship.

MATERIAL: Normal fabric fading, shrinking, or stretching is not covered by this warranty. Similarly, the natural markings, stretching, and shrinking of leather is a proud mark of authenticity and therefore not covered by this warranty. Evidence of improper cleaning, abuse, or abnormal use of the materials will void this warranty.

FOAM AND FRAME PARTS: Seatcraft warrants these components for (1) one year from the time of delivery, against manufacturing defects. Foam compression is natural, and therefore not covered by this warranty.

MECHANISMS: Seatcraft warrants these components for (1) one year from the time of delivery, against manufacturing defects. After the warranty period, the customer is responsible for inspection, labor and transportation costs.

No warranties, express or implied, apply after the expiration of this Limited Warranty. The warranty period covers repair, substitution, and replacement. No returns or refunds are covered. A proof of purchase is required to service a claim; simply present the bill of sale to the dealer from whom the item was purchased, to request warranty service. Seatcraft is not liable for incidental or consequential damages occurring outside the terms of this warranty, even if advance knowledge of such damages was possible.

Contact Information

We're here to help. For any missing or damaged parts or installation assistance please call us at 1-855-244-0170.

HOURS

Mon-Fri	6AM - 7PM PST
Sat	9AM - 5PM PST
Sun	10AM - 5PM PST